



Perfectly angled
to enjoy the
breeze
without the elements

Jux Developments





Maddison Constructions



Furtulla Constructions

What is an Awning Window?

Awning windows are crafted for dependable everyday operation. Complete with a hinge near the top of the frame, these windows swing from the bottom to open outwards, and can be partially or fully opened by turning a high-performance winder. Built to handle the elements with ease, they're the perfect choice to leave ajar during light rain – ideal for every Australian climate.

Ideal Location

Awning windows can be placed higher on walls than most openable windows, even over furniture or benches, while still allowing easy access for opening. Their outward-opening, bottom-hinged design lets in fresh air while keeping rain out, making them highly practical for hard-to-reach or tight spaces, especially in bathrooms, kitchens, and bedrooms.

Choose your Awning Window

Review and compare the features of our awning window range. Select the grade that best suits your lifestyle, design and performance requirements: our practical Essential grade for everyday functionality, or the architectural Signature and Commercial grades for premium design and performance.

Lifestyle & comfort

Foldable handles

Winders are foldable for convenience.

Lockable hardware

Winders are fitted with key locks as standard.

Automated hardware Signature grade

Consider upgrading to an electric winder for the convenience of remote operation.

Secure ventilation

Use key to lock window sash in a slightly open position.

Keyed alike¹

Upgrade locks to 'key alike' with Bradnam's doors and other windows.

Screening solutions

Insect, safety and security screen solutions are available.



Design & aesthetic

No such thing as standard

Design possibilities are endless, with many configurations available.

Big bold sizes

Frame a perfect view and maximise natural light and ventilation.

Bold, architectural look Signature & Commercial grades

Large 100mm semi-commercial frame.

Add colonial bars

Choose from colonial, federation and heritage patterns.

Range of glass options

Available in a wide range of obscure, tinted and coloured glass.

Concealed fixings

No unsightly visible screws or rivets.

Performance & reliability

Operate with ease

Ergonomic winder and chain made of stainless steel ensure effortless operation.

Durable powder coat finish

Interpon Textura® provides improved durability and resilience.

Compliant with Australian Standards

Tested for full compliance with Australian Standards.

Double glazing

Upgrade to double glazing to reduce your electricity bills.

Pinnacle of energy efficiency Essential & Signature grades

Upgrade to the cutting-edge thermal break technology.

Reduce outside noise

Transform your home into a peaceful sanctuary with our Sound Smart™ upgrade.

Suitable for cyclonic regions

Upgrade awning windows to withstand strong winds and heavy rain.

Bushfire rated

Awning windows can be upgraded to rate up to BAL 40.

Low maintenance

No rotting, delaminating, warping, bowing, re-painting, or varnishing.

Technical data

	Essential	Signature	Commercial
Maximum Height	2400mm	2400mm	2400mm
Maximum Water Rating	600Pa	600Pa	600Pa
Maximum Wind Rating	4500Pa ULS	4500Pa ULS	4500Pa ULS
Maximum Acoustic Rating	Rw37	Rw38	Rw38
Lowest U-value – Single Glazed	4.9	5.4	5.6
Lowest U-value – Double Glazed	2.8	3.2	4.2

Subject to conditions

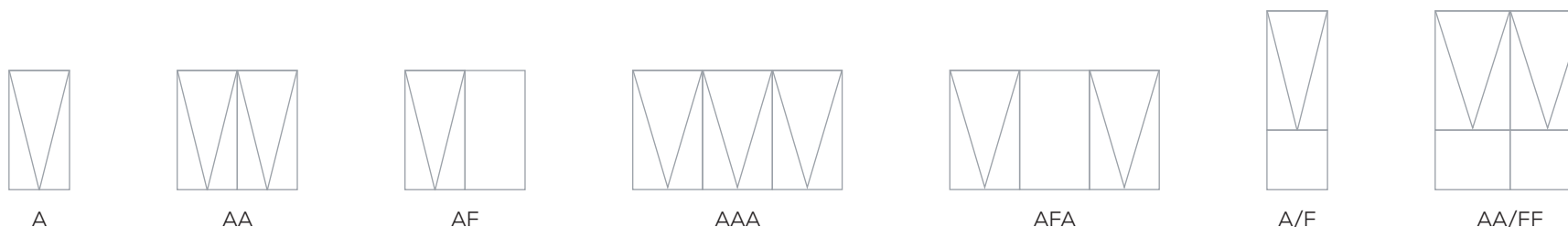


Winders



Configurations for any design


Bradnam's Awning Windows are both practical and charming, available in a variety of configurations to fit every lifestyle. You can enhance their appeal by adding fixed windows, which create a stunning statement wall that maximises natural light and ventilation. Below are some of the most popular configurations.



A = Operable sashes, F = Fixed

Customise with colour

Awning windows are available in various colours, including shades of grey, beige, white, cream, and black. They can seamlessly blend into your home's colour scheme or be eye-catching statement pieces. A few of the most popular colours are shown below. Consult our nearest showroom to learn more about the full colour range and the different powder coat finishes.



Textura® Black



Textura® Woodland Grey




Textura® Silver



Textura® White



Visit us on social media



Windows & Doors

Insect & Security Screens

Shower Screens

Mirrors & Wardrobes

Glass Splashbacks & Shelving



Australian owned & made

Bradnam's products are proudly made in Australia and designed specifically to meet all Australian conditions.

Product availability, pricing, features, options, sizes, configurations and performance are subject to regional variations, design requirements and building codes.

Images are for illustration purposes only and may not accurately represent the product. Bradnam's Windows & Doors reserves the right to change, alter or delete any aspect of this product without notice.

We recommend visiting a Bradnam's showroom before ordering to view colour swatches, glass samples and actual products.



Bradnam's
windows & doors

Brighton Homes

Bradnam's Windows and Doors . QBCC Act lic 58885
© Bradnam's Windows and Doors . v4 June 2026