

*Signature*  
Entrance  
Door

Be  
welcomed  
**home**  
in  
*Style*



**Bradnam's**  
windows & doors

# Why choose

## Signature Entrance Door

Made from  
**Aluminium**



### Ease of installation

- Frame and sash do not require painting or staining
- There's no need to hang the sash into the frame
- Fitting of hinges and strike is not required



### Low maintenance

- No rotting or delaminating
- Won't warp or bow
- No need to re-paint or varnish



### Versatile styling

- Stylish handle options
- Multiple sash designs and configurations available
- Create harmony or contrast by using different colours for the frame and sash



### Weather resistant

- Suitable in exposed weather conditions<sup>1</sup>
- Can be upgraded to suit cyclonic regions<sup>1</sup>

<sup>1</sup> Not applicable to some lock and sill combinations



# More features to *Love*

---

Day snib ensures the door stays closed from the inside without using a key

---

Your choice of standard and low profile sill

---

Wide range of optional screening solutions available<sup>2</sup>

---

Built in 'draught guard' for doors with a low profile sill to protect against draughts, dust and insects

---

Optional upgrade to the 'one key solution' – the key to all Bradnam's windows and doors alike<sup>3</sup>

---

Fully compliant with relevant Australian Standards

---

<sup>2</sup> Doors with offset handles are not screenable

<sup>3</sup> Excludes vent locks and cam handles

# Sash designs for any *Style*

Add a personalised touch to any door with Bradnam's sash designs.

Include glass panels alongside the elegant VJ panels to elevate your simple door design in an instant.

Sashes can be used to provide a touch of elegance with vertical or horizontal panes, add avenues of natural light to your foyer, or even complete a stunning Hamptons façade.



- 4 The width of the door will determine the number of VJ panels.
- 5 Available in single glazed only.
- 6 Glass panels must be the same size. Some designs will only be available as single glazed depending on the size of the glass panels.



EVJ  
Series<sup>4</sup>



EVJ1



EVJ1



EVGVJ  
Series<sup>5</sup>



E1VGVJ  
Glass Width = 100mm



E2VGVJ  
Minimum Width = 978mm



**EVG**  
Series<sup>6</sup>



**EHG**  
Series<sup>6</sup>



**Hampton**  
Series<sup>5</sup>



E3VG



E5VG



E4HG



E6HG



HM1

# Configurations for any Lifestyle

Just as practical as they are elegant, Bradnam's Signature entrance doors come in multiple forms to suit every lifestyle.

Available in refined single sash and sophisticated double sash configurations, this selection integrates with any home.


Add accompanying fixed windows alongside to instantly transform your door into a grand entryway.

# Customise with Colour

Available in shades of grey, beige, white, cream and black – the Signature entrance door can effortlessly blend into your home's façade, or turn heads as a statement piece.

To find out more about the different powder coat finishes including our timber-look finish, consult our nearest showroom.

## Single sash configurations



No sidelite

Single sidelite

Double sidelite

## Double sash configurations



No sidelite

Single sidelite

Double sidelite

EIVGVJ design shown



# Hardware *Options*

Our Signature entrance door is available in various handle types and colours, for customisation down to every last detail.

## Handle colour options

Black	White
Classic Chrome	Shadow Chrome

Lever handle set  
with key lock

Inline handle set  
with smart lock

Inline handle set  
with key lock

Lever & Inline handle  
set with key lock

Offset handle set  
with smart lock

Offset handle set  
with key lock

Lever & Offset handle  
set with key lock



**Important Note:** The smart lock includes a keypad, three IC cards and two keys for the manual override function. Batteries are not included. Smartphone connectivity is possible with the purchase of additional hardware. A smartphone App is necessary to configure and operate the lock via Bluetooth. Additional purchase of a Wi-Fi gateway is needed to access the smart lock remotely and through other smart devices. Smart lock is not suitable for cyclonic regions. Offset handles are not screenable.

External handles shown



## Secure your entryway

If security is your top priority, you can't look past our **Stainless View™** or **Ali View™** screens<sup>2</sup>, designed to complement our Signature entrance doors.



With superior strength mesh and fixing system, they provide robust protection against would-be intruders without impeding your view.

Both products are carefully tested for resistance against knives, forcible impact, jemmings and other threats.

They are designed to protect you, your home, your family and your possessions.

**Stainless View™** mesh is made from T316 marine grade stainless steel.

**Ali View™** mesh is made from perforated aluminium panels.



<sup>2</sup> Doors with offset handles are not screenable

<sup>7</sup> Standard sill only

<sup>8</sup> Not applicable to some lock and sill combinations


### Technical data

Maximum door height	2407mm
Maximum water rating – single door	235Pa <sup>7</sup>
Maximum water rating – double door	200Pa <sup>7</sup>
Maximum wind rating	3200Pa ULS
Maximum bushfire rating	BAL 40 <sup>8</sup>

## The 'true' cost of timber front doors is way more than you might think.

- Door frame
- Sash
- Locks & hinges
- Labour
  - Painting or staining door frame and sash
  - Fitting hinges, strike and sash
- Different delivery times for accessories may cause installation delays
- Organising different people to be on site
- Ongoing maintenance costs

Visit us on social media



Windows & Doors

Insect & Security Screens

Shower Screens

Mirrors & Wardrobes

Glass Splashbacks & Shelving



### Australian owned & made

Bradnam's products are proudly made in Australia and designed specifically to meet all Australian conditions.

Product availability, pricing, features, options, sizes, configurations and performance are subject to regional variations, design requirements and building codes.

Images are for illustration purposes only and may not accurately represent the product. Bradnam's Windows & Doors reserves the right to change, alter or delete any aspect of this product without notice.

We recommend visiting a Bradnam's showroom before ordering to view colour swatches, glass samples and actual products.



# Bradnam's windows & doors