

*Signature*  
Entrance  
Door

Be  
welcomed  
**home**  
in

*Style*

 **Bradnam's**  
windows & doors



# Why choose

## Signature Entrance Door

Made from  
**Aluminium**



### Ease of installation

- Frame and sash do not require painting or staining
- There's no need to hang the sash into the frame
- Fitting of hinges and strike is not required



### Low maintenance

- No rotting or delaminating
- Won't warp or bow
- No need to re-paint or varnish



### Versatile styling

- Wide range of frame and glass colours
- Stylish handle options
- Multiple sash designs and configurations available



### Weather resistant

- Suitable in exposed weather conditions<sup>1</sup>
- Can be upgraded to suit cyclonic regions<sup>1</sup>

<sup>1</sup> Not applicable to some lock and sill combinations





# More features to *Love*

---

Day snib ensures the door stays closed from the inside without using a key

---

Your choice of standard and low profile sill

---

Wide range of optional screening solutions available<sup>2</sup>

---

Built in 'draught guard' for doors with a low profile sill to protect against draughts, dust and insects

---

Optional upgrade to the 'one key solution' – the key to all Bradnam's windows and doors alike<sup>3</sup>

---

Fully compliant with relevant Australian Standards

---

<sup>2</sup> Doors with offset handles are not screenable

<sup>3</sup> Excludes vent locks and cam handles



# Sash designs for any *Style*

Add a personalised touch to any door with Bradham's sash designs.

Include glass panels alongside the elegant VJ panels to elevate your simple door design in an instant.

Sashes can be used to provide a touch of elegance with vertical or horizontal panes, add avenues of natural light to your foyer, or even complete a stunning Hamptons façade.



4 The width of the door will determine the number of VJ panels.

5 Available in single glazed only.

6 Glass panels must be the same size. Some designs will only be available as single glazed depending on the size of the glass panels.



**EVJ**  
Series<sup>4</sup>




EVJ1



EVJ1




**EVGVJ**  
Series<sup>5</sup>



E1VGVJ

Glass Width = 100mm



E2VGVJ

Minimum Width = 978mm





### EVG Series<sup>6</sup>



### EHG Series<sup>6</sup>



### Hampton Series<sup>5</sup>



E3VG



E5VG



E4HG



E6HG



HM1



# Configurations for any Lifestyle

Just as practical as they are elegant, Bradnam's Signature Entrance Doors come in multiple forms to suit every lifestyle.

Available in refined single sash and sophisticated double sash configurations, this selection integrates with any home.

Add accompanying fixed windows alongside to instantly transform your door into a grand entryway.

## Customise with Colour

Available in shades of grey, beige, white, cream and black – the Signature Entrance Door can effortlessly blend into your home's façade, or turn heads as a statement piece.

To find out more about the different powder coat finishes including our timber-look finish, consult our nearest showroom.

### Single sash configurations

E1VGVJ design shown



No sidelite



Single sidelite



Double sidelite

### Double sash configurations



No sidelite



Single sidelite



Double sidelite





# Hardware *Options*

Our Signature Entrance Door is available in various handle types and colours, for customisation down to every last detail.

## Handle colour options

Black	White
Classic Chrome	Shadow Chrome

Lever handle with  
key lock

Lever handle with  
smart lock

Inline handle with  
key lock

Inline handle with  
smart lock

Offset handle with  
key lock

Offset handle with  
smart lock



**Important Note:** The smart lock includes a keypad, three IC cards and two keys for the manual override function. Batteries are not included. Smartphone connectivity is possible with the purchase of additional hardware. A smartphone App is necessary to configure and operate the lock via Bluetooth. Additional purchase of a Wi-Fi gateway is needed to access the smart lock remotely and through other smart devices. Offset handles are not screenable.

External handles shown





## Secure your entryway

If security is your top priority, you can't look past our **Stainless View™** or **Ali View™** screens<sup>2</sup>, designed to complement our Signature Entrance Doors.



With superior strength mesh and fixing system, they provide robust protection against would-be intruders without impeding your view.

Both products are carefully tested for resistance against knives, forcible impact, jemmying and other threats.

They are designed to protect you, your home, your family and your possessions.

**Stainless View™** mesh  
is made from T316 marine  
grade stainless steel.

**Ali View™** mesh  
is made from perforated  
aluminium panels.



<sup>2</sup> Doors with offset handles are not screenable

<sup>7</sup> Standard sill only

<sup>8</sup> Not applicable to some lock and sill combinations




## Technical data

Max door height	2407mm
Maximum water rating – single door	235Pa <sup>7</sup>
Maximum water rating – double door	200Pa <sup>7</sup>
Maximum wind rating	3200Pa ULS
Maximum bushfire rating	BAL 40 <sup>8</sup>

## Ask an expert


If you're still unsure of which Signature Entrance Door is right for your home, our experienced consultants are happy to discuss your options and answer any questions!

Book an appointment at your nearest Bradnam's showroom by scanning the QR Code.



[www.bradnams.com.au/book-an-appointment](http://www.bradnams.com.au/book-an-appointment)

Visit us on social media



Windows & Doors

Insect & Security Screens

Shower Screens

Mirrors & Wardrobes

Glass Splashbacks & Shelving



### Australian owned & made

Bradnam's products are proudly made in Australia and designed specifically to meet all Australian conditions.

Product availability, pricing, features, options, sizes, configurations and performance are subject to regional variations, design requirements and building codes.

Images are for illustration purposes only and may not accurately represent the product. Bradnam's Windows & Doors reserves the right to change, alter or delete any aspect of this product without notice.

We recommend visiting a Bradnam's showroom before ordering to view colour swatches, glass samples and actual products.



Bradnam's Windows and Doors . QBCC Act lic 58885  
© Bradnam's Windows and Doors . v9 Sep 2025